Soudronic FBB 5501 R

étireur soudeur ● unité de vernissage

The pre-owned Soudronic FBB 500 is a fully automatic, highly reliable, continuous-motion resistance welding system designed for producing 3-piece can bodies at high output. It forms the side seam by welding the overlapped tinplate or TFS edges using a controlled electrical current and pressure. The welder has a static UNISOUD convertor and electronic control is renewed to Allen-Bradley in 2017 with PLC drives and HMI.

Spécifications techniques

CazProductNuméro CPN	6676
Nom	Soudronic FBB 5501 R
Outillage	99 mm
Année de construction	1985
Hauteur min. de la boîte	90 mm
Hauteur max. de la boîte	140 mm
Diamètre minimum de la boîte / des fonds	52 mm
Diamètre maximum de la boîte / des fonds	100 mm
Forme de la boîte	round
Vitesse jusqu'à	500 cans per minute

Vidéos

Il n'y a aucune vidéo pour ce produit.

Photos

Follow us:







Follow us:

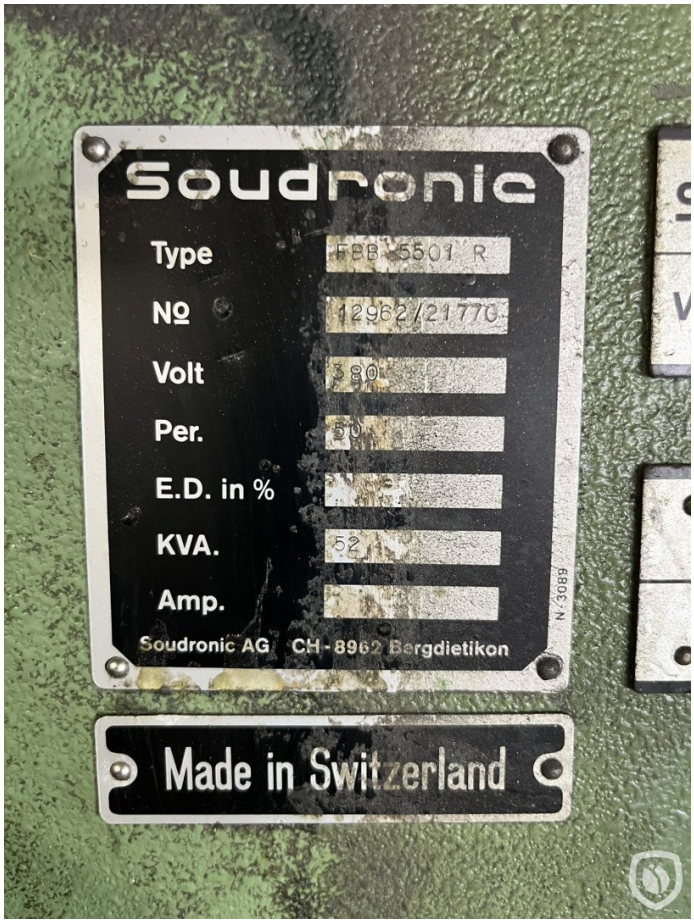
Soudronic
Type
FBB 5501 R
No
12962/21770
Volt
380
Per.
50
E.D. in %
KVA.
52
Amp.
Soudronic AG CH-8962 Bergdietikon
N: 3089
Made in Switzerland

Follow us:



Follow us:

Follow us:

ics
ics cool energy

BE SAFE
TOP
Fill evap
VENT/PURGE
INLET
DRAIN

Follow us:

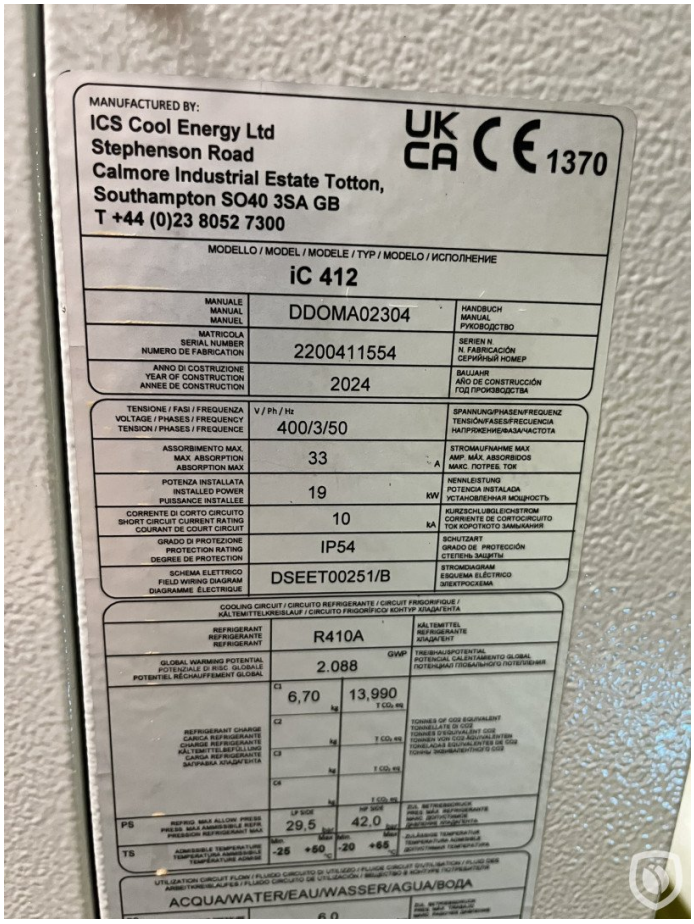
MANUFACTURED BY:
ICS Cool Energy Ltd
Stephenson Road
Calmore Industrial Estate Totton,
Southampton SO40 3SA GB
T +44 (0)23 8052 7300
UK CA CE 1370
MODELLO / MODEL / MODELE / TYP / MODELO / ИСПОЛНЕНИЕ
iC 412
MANUALE MANUAL MANUEL
DDOMA02304
HANDBUCH MANUAL РУКОВОДСТВО
MATRICOLA SERIAL NUMBER NUMERO DE FABRICATION
2200411554
SERIEN N. N. FABRICACIÓN СЕРИЙНЫЙ НОМЕР
ANNO DI COSTRUZIONE YEAR OF CONSTRUCTION ANNEE DE CONSTRUCTION
2024
ВЫПУСК AÑO DE CONSTRUCCIÓN ГОД ПРОИЗВОДСТВА
TENSIONE / FASI / FREQUENZA VOLTAGE / PHASES / FREQUENCY TENSION / PHASES / FREQUENCE
V / Ph / Hz
400/3/50
SPANNUNG/PHASEN/FREQUENZ TENSIÓN/FASES/FRECUENCIA НАПРЯЖЕНИЕ/ФАЗА/ЧАСТОТА
ASSORBIMENTO MAX. MAX. ABSORPTION ABSORPTION MAX
33
A
STROMAUFNAHME MAX AMP. MÁX. ABSORBIDOS МАКС. ПОТРЕБ. ТОК
POTENZA INSTALLATA INSTALLED POWER PUISSANCE INSTALLEE
19
kW
NENNLEISTUNG POTENCIA INSTALADA УСТАНОВЛЕННАЯ МОЩНОСТЬ
CORRENTE DI CORTO CIRCUITO SHORT CIRCUIT CURRENT RATING COURANT DE COURT CIRCUIT
10
kA
KURZSCHLUßGLEICHSTROM CORRIENTE DE CORTOCIRCUITO ТОК КОРОТКОГО ЗАМЫКАНИЯ
GRADO DI PROTEZIONE PROTECTION RATING DEGREE DE PROTECTION
IP54
SCHUTZART GRADO DE PROTECCIÓN СТЕПЕНЬ ЗАЩИТЫ
SCHEMA ELETTRICO FIELD WIRING DIAGRAM DIAGRAMME ÉLECTRIQUE
DSEET00251/B
STROMDIAGRAM ESQUEMA ELÉCTRICO ЭЛЕКТРОСХЕМА
COOLING CIRCUIT / CIRCUITO REFRIGERANTE / CIRCUIT FRIGORIFIQUE / KÄLTEMITTELKREISLAUF / CIRCUITO FRIGORIFICO КОНТУР ХЛАДАГЕНТА
REFRIGERANT REFRIGERANTE REFRIGERANT
R410A
KÄLTEMITTEL REFRIGERANTE ХЛАДАГЕНТ
GLOBAL WARMING POTENTIAL POTENZIALE DI RISC. GLOBALE POTENTIEL RÉCHAUFFEMENT GLOBAL
2.088
GWP
TREIBHAUSPOTENTIAL POTENCIAL CALENTAMIENTO GLOBAL ПОТЕНЦИАЛ ГЛОБАЛЬНОГО ПОТЕПЛЕНИЯ
REFRIGERANT CHARGE CARICA REFRIGERANTE CHARGE RÉFRIGÉRANT KÄLTEMITTELFÜLLUNG CARGA REFRIGERANTE ЗАПРАВКА ХЛАДАГЕНТА
C1
6,70
kg
13,990
T CO2 eq
C2
C3
C4
TONNES OF CO2 EQUIVALENT TONNELLATE DI CO2 TONNES D'EQUIVALENT CO2 TONNEN VON CO2-ÄQUIVALENTEN TONELADAS EQUIVALENTES DE CO2 ТОННЫ ЭКВИВАЛЕНТНОГО CO2
PS
REFRIG. MAX ALLOW. PRESS PRESS. MAX REFRIGERANTE MAX PRESIÓN REFRIGERANT MAX
LP SIDE
29,5
bar
HP SIDE
42,0
bar
TS
ADMISSIBLE TEMPERATURE TEMPERATURA AMMISSIBILE TEMPERATURE ADMISE
Min.
-25
+50
-20
+65
°C
UTILIZATION CIRCUIT FLOW / FLUIDO CIRCUITO DI UTILIZZO / FLUIDE CIRCUIT D'UTILISATION / ANWENDUNGSKREISLAUFES / FLUIDO CIRCUITO DE UTILIZACIÓN / ВЕЩЕСТВО В КОНТУРЕ ПОТРЕБИТЕЛЯ
ACQUA/WATER/EAU/WASSER/AGUA/ВОДА

Follow us: